

Scaled data based on original data using
LM-79-08 Approved Method: Electrical and Photometric Measurements of Solid-
State Lighting Products

Test Report Prepared for
Cooper Lighting Solutions
(formerly Eaton)

Brand: McGRAW-EDISON

Report Number: P227441

Luminaire Tested: **ISW-AF-600-LED-E1-RW-8030**

Issue Date: 3/3/2020

Test Information

Test Method: LM-79-08
Report Number: P227441
TEST IS SCALED FROM IESNA LM-79-08 TEST DATA (P29767)
Test Lab: INNOVATION CENTER-P2
Issue Date: 3/3/2020
Manufacturer: COOPER LIGHTING SOLUTIONS (FORMERLY EATON)
Product Line: MCGRAW-EDISON
Catalog Number: ISW-AF-600-LED-E1-RW-8030
Description: IMPACT ELITE LED WEDGE LUMINAIRE
LIGHT SQUARE WITH ACCULED OPTICS-RECTANGULAR WIDE TYPE I
Light Source: (16) 3000K CCT, 80 CRI LEDs
Ballast/Driver: ELECTRONIC DRIVER

Summary

Lumens per Lamp: N/A
Luminaire Lumens: 3294.5 lumens
Efficiency: N/A
Efficacy: 97.8 lumens/watt
Luminous Opening: Rectangular (W 0.5' x L: 0.5' x H: 0')
IES Classification: Type II - Medium - Cutoff
BUG Rating: B2 - U1 - G2

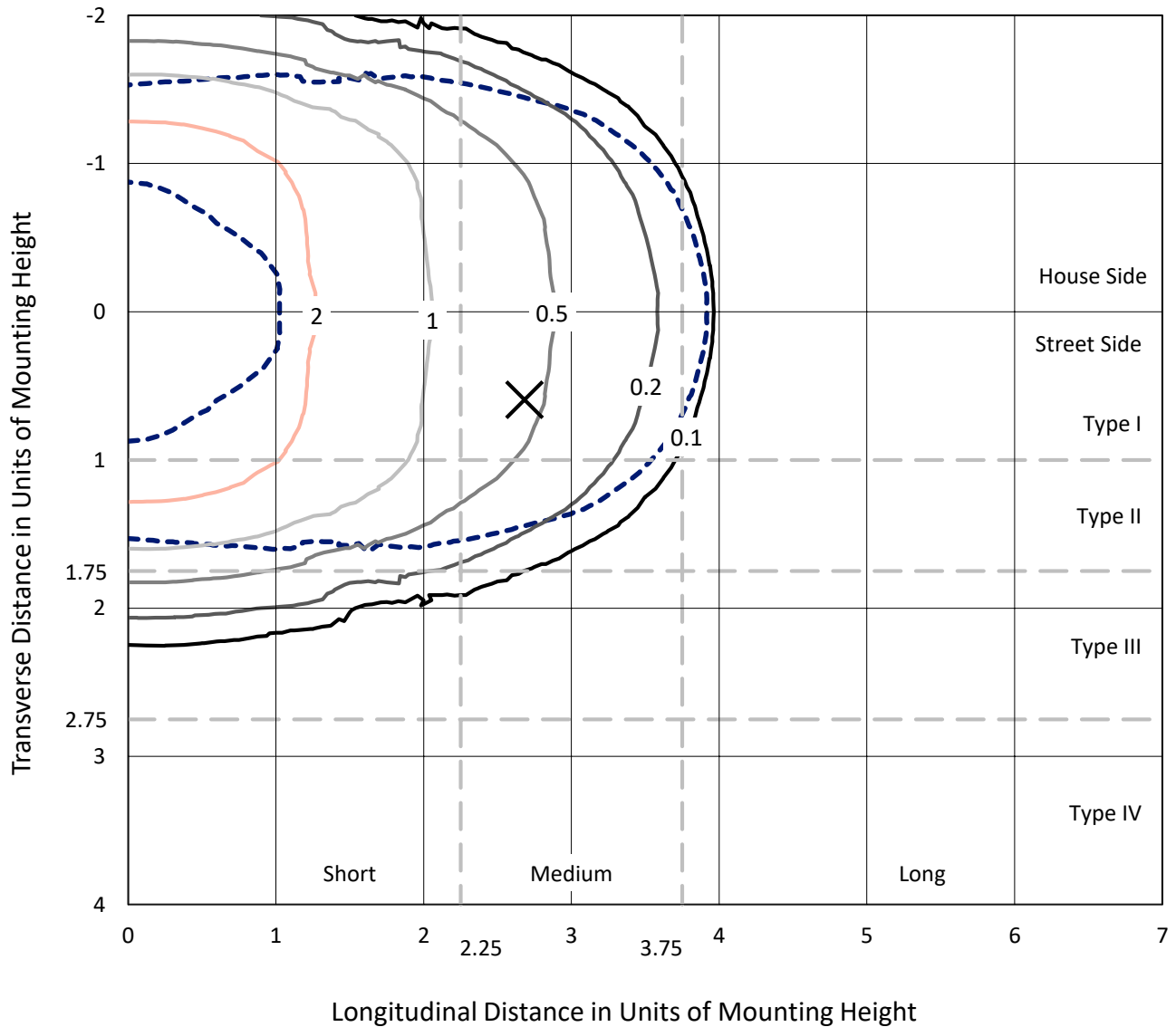
Input Watts (W): 33.7
Input Voltage (V): 120
Input Current (Ain): NR
Voltage Rise (V): NR
Power Factor: NR
Total Harmonic Distortion (THDi): NR
Frequency (hertz): 60
Stabilization Time: NR
Operation Time: NR
Ambient Temperature (°C): NR
Test Distance: 25 FT



REPORT NUMBER: P227441
 CATALOG NUMBER: ISW-AF-600-LED-E1-RW-8030

Iso-Footcandle Lines of Horizontal Illumination

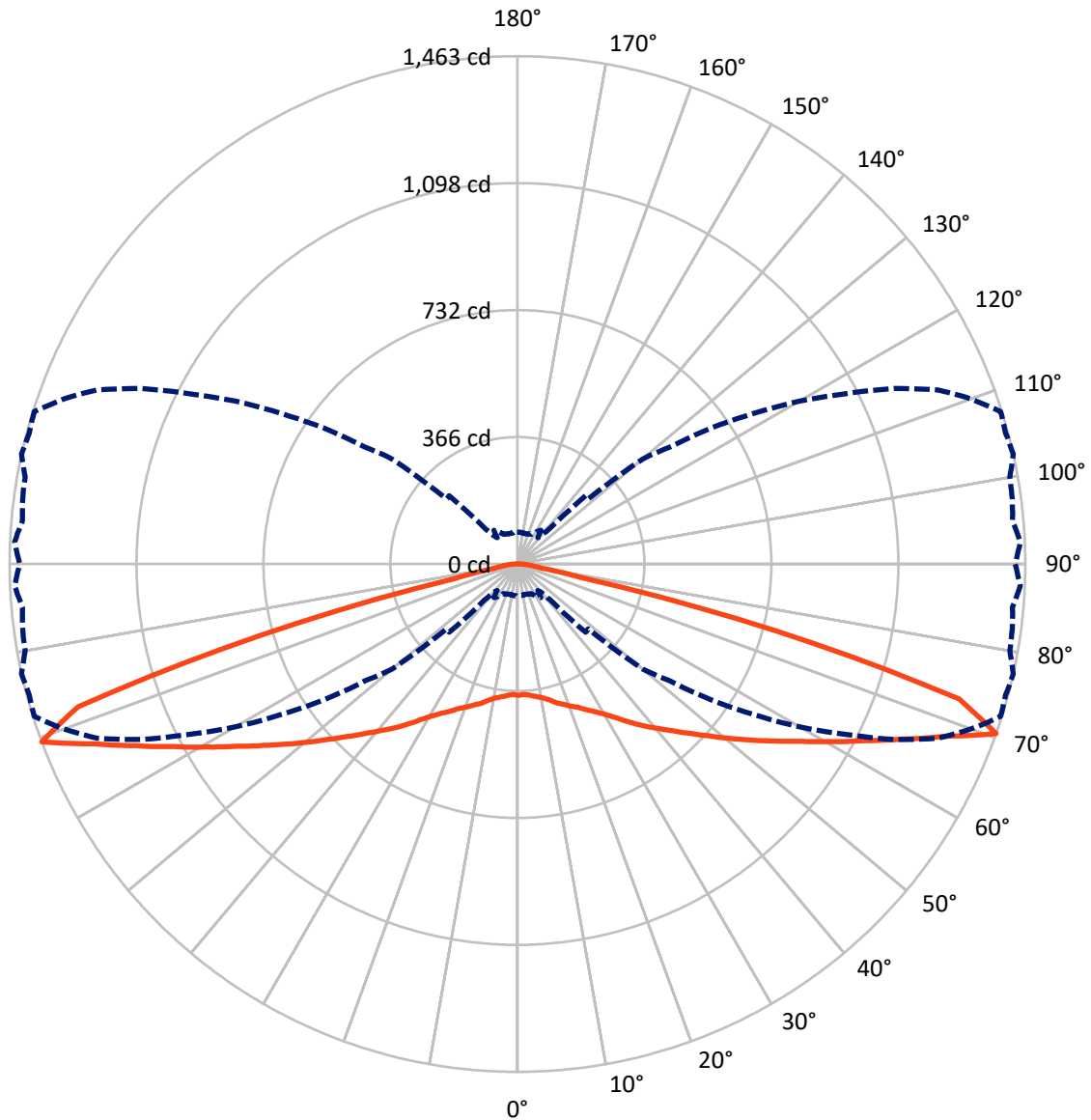
× Max cd
 - - - 1/2 Max cd



Based on 10 foot mounting height. Maximum calculated value = 3.9 fc
 Type II - Medium - Cutoff

REPORT NUMBER: P227441
CATALOG NUMBER: ISW-AF-600-LED-E1-RW-8030

Luminous Intensity Polar Plot



— Vertical Plane Through 77.5-Deg Lateral - - - Horizontal Cone Through 70-Deg Vertical

REPORT NUMBER: P227441

CATALOG NUMBER: ISW-AF-600-LED-E1-RW-8030

FLUX DISTRIBUTION:

		Downward	Upward	Total
House Side	Lumens	1647.0	0.3	1647.3
	% Fixture	50.0	0.0	50.0
Street Side	Lumens	1647.0	0.3	1647.3
	% Fixture	50.0	0.0	50.0
Total	Lumens	3294.0	0.5	3294.5
	% Fixture	100.0	0.0	100.0

Coefficient of Utilization

ZONAL LUMENS:

Zone	Lumens	% Fixture
0°-10°	36.6	1.1
10°-20°	114.4	3.5
20°-30°	214.7	6.5
30°-40°	375.2	11.4
40°-50°	611.7	18.6
50°-60°	837.0	25.4
60°-70°	770.0	23.4
70°-80°	301.0	9.1
80°-90°	33.5	1.0
90°-100°	0.5	0.0
100°-110°	0.0	0.0
110°-120°	0.0	0.0
120°-130°	0.0	0.0
130°-140°	0.0	0.0
140°-150°	0.0	0.0
150°-160°	0.0	0.0
160°-170°	0.0	0.0
170°-180°	0.0	0.0
0°-90°	3294.0	100.0
0°-180°	3294.5	100.0



REPORT NUMBER: P227441

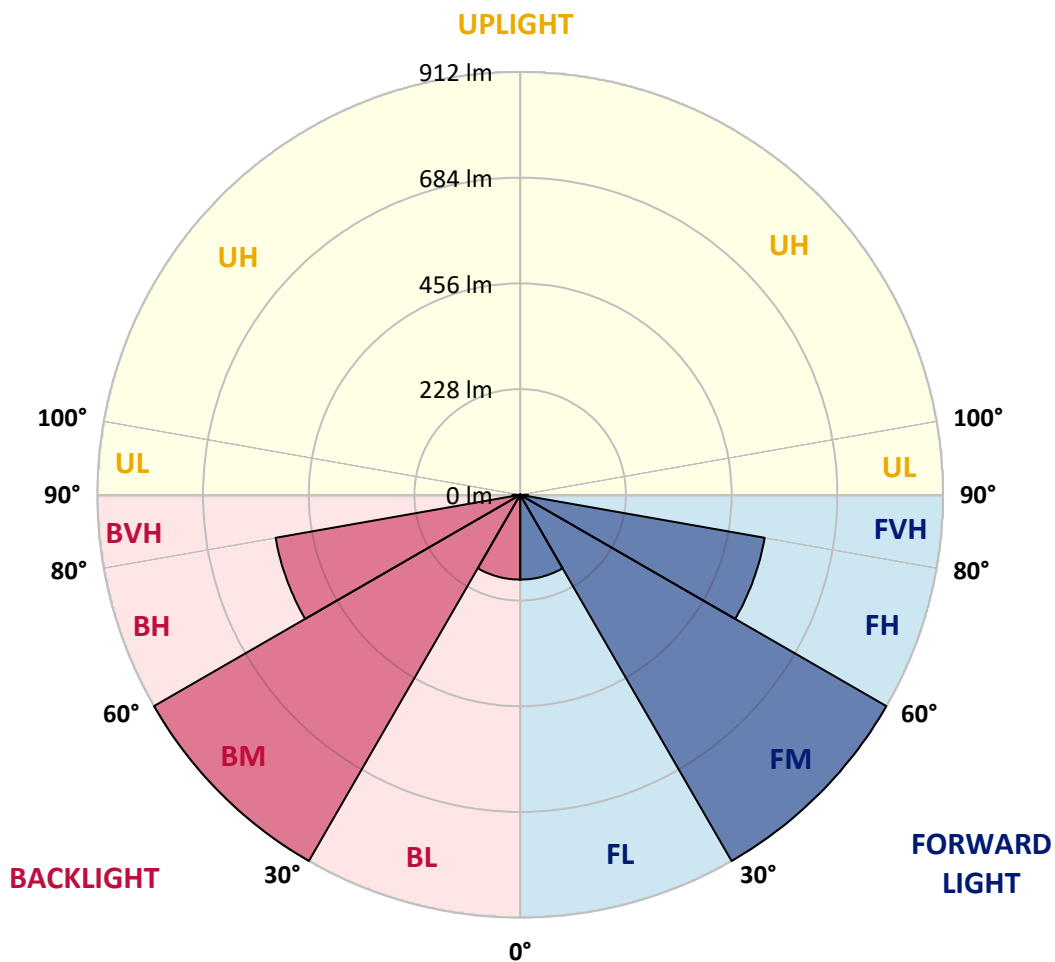
CATALOG NUMBER: ISW-AF-600-LED-E1-RW-8030

LUMINAIRE CLASSIFICATION SYSTEM LUMEN TABLE AND BUG RATING:

Zone	Lumens	% Fixture	Zone Rating/Lumen Limit		
			B	U	G
FL (0°-30°)	182.8	5.5			
FM (30°-60°)	911.9	27.7			
FH (60°-80°)	535.5	16.3			G0/660
FVH (80°-90°)	16.8	0.5			G1/100
BL (0°-30°)	182.8	5.5	B1/500		
BM (30°-60°)	911.9	27.7	B1/1000		
BH (60°-80°)	535.5	16.3	B2/1000		G2/1000
BVH (80°-90°)	16.8	0.5			G1/100
UL (90°-100°)	0.5	0.0		U1/10	
UH (100°-180°)	0.3	0.0		U1/10	

BUG Rating: B2-U1-G2

Type II Medium





REPORT NUMBER: P227441

CATALOG NUMBER: ISW-AF-600-LED-E1-RW-8030

CANDELA DISTRIBUTION (FULL):

	0°	5°	15°	25°	35°	37.5°	40°	42.5°	45°	47.5°	50°
0°	378.5	378.5	378.5	378.5	378.5	378.5	378.5	378.5	378.5	378.5	378.5
2.5°	377.0	376.5	376.5	377.0	378.0	378.5	377.5	378.0	378.0	377.5	378.9
5°	378.0	377.5	378.0	378.9	380.4	381.8	381.4	381.4	381.8	380.9	383.3
7.5°	377.0	376.5	377.5	379.9	383.3	385.2	385.2	385.2	386.2	385.7	388.6
10°	372.6	372.2	374.6	378.9	385.2	386.7	388.1	388.6	391.5	391.5	394.4
12.5°	368.8	369.2	372.6	379.4	389.6	390.1	392.0	394.0	397.8	395.9	401.2
15°	370.2	371.2	375.5	383.8	397.4	396.9	398.3	400.3	406.6	402.2	410.9
17.5°	377.5	378.9	383.8	393.5	407.5	405.1	407.0	410.0	418.2	412.9	423.0
20°	389.1	391.1	396.4	407.0	420.1	417.7	419.6	423.0	432.7	427.4	437.6
22.5°	404.6	406.6	412.4	424.5	438.5	435.6	437.6	440.5	451.1	442.9	455.5
25°	425.5	427.4	433.7	446.3	462.3	458.9	459.9	461.8	472.9	463.3	475.4
27.5°	454.5	456.5	461.8	473.9	489.4	486.5	487.5	489.4	501.1	491.4	502.0
30°	491.4	493.3	498.1	510.3	523.3	520.0	521.4	522.9	533.5	523.8	532.6
32.5°	535.0	534.5	541.8	554.4	566.0	559.7	559.7	559.7	569.9	560.2	567.0
35°	586.3	586.3	593.6	605.7	616.4	609.1	605.7	603.8	614.9	602.8	607.7
37.5°	642.6	640.1	651.3	662.4	672.6	663.4	660.5	658.1	666.3	652.7	655.1
40°	702.2	700.2	712.3	724.9	731.7	719.6	717.2	714.3	723.0	709.9	709.4
42.5°	756.4	755.0	770.5	785.0	793.3	777.7	774.4	771.4	781.1	768.1	765.1
45°	802.5	802.0	819.9	839.8	854.3	837.8	835.4	830.6	840.3	824.3	822.8
47.5°	838.3	836.4	858.2	887.3	910.5	893.6	893.1	889.7	899.9	882.4	880.5
50°	862.5	864.0	887.7	921.7	959.5	943.5	944.9	943.5	958.5	941.1	943.5
52.5°	866.9	869.8	900.3	944.9	997.7	978.4	989.5	993.9	1012.8	997.7	1002.6
55°	815.1	823.3	869.8	947.3	1021.5	1009.4	1023.4	1036.0	1062.7	1050.1	1058.8
57.5°	699.2	716.2	770.0	882.4	1018.6	1025.4	1054.0	1073.3	1105.8	1094.7	1115.0
60°	540.3	551.9	611.5	742.9	925.5	934.8	986.6	1048.1	1122.8	1138.3	1170.3
62.5°	353.7	360.5	418.7	551.9	765.1	768.1	832.5	912.5	1041.8	1075.8	1165.4
65°	175.4	184.6	215.6	317.9	535.9	532.1	602.8	696.3	864.0	901.3	1047.2
67.5°	109.5	111.0	117.3	147.3	268.5	238.4	296.6	394.4	597.5	630.9	816.0
70°	92.1	91.6	90.1	94.5	118.2	95.9	106.1	138.6	278.1	276.7	470.5
72.5°	84.8	83.3	79.5	79.0	82.4	75.6	76.6	78.5	111.5	93.5	181.2
75°	78.0	75.1	70.3	68.8	68.8	63.5	63.5	64.0	72.2	67.8	82.4
77.5°	69.8	66.4	61.5	59.6	57.7	51.8	51.4	51.8	58.1	54.3	61.5
80°	60.1	56.7	53.3	50.4	47.5	42.2	40.7	40.7	46.0	42.2	48.0
82.5°	52.3	48.0	47.0	42.2	37.8	33.0	31.5	29.1	33.9	29.6	35.9
85°	38.8	35.4	44.6	37.3	30.0	26.7	21.3	17.9	21.3	17.4	22.8
87.5°	22.3	20.8	39.3	29.6	26.7	28.6	17.4	12.6	12.1	10.7	12.6
90°	4.4	4.8	6.3	4.4	5.8	2.9	1.5	1.5	2.9	1.9	3.4
92.5°	0.0	0.0	0.0	0.0	0.0	0.0	0.0	0.0	0.0	0.0	0.0
95°	0.0	0.0	0.0	0.0	0.0	0.0	0.0	0.0	0.0	0.0	0.0
97.5°	0.0	0.0	0.0	0.0	0.0	0.0	0.0	0.0	0.0	0.0	0.0
100°	0.0	0.0	0.0	0.0	0.0	0.0	0.0	0.0	0.0	0.0	0.0
102.5°	0.0	0.0	0.0	0.0	0.0	0.0	0.0	0.0	0.0	0.0	0.0
105°	0.0	0.0	0.0	0.0	0.0	0.0	0.0	0.0	0.0	0.0	0.0
107.5°	0.0	0.0	0.0	0.0	0.0	0.0	0.0	0.0	0.0	0.0	0.0
110°	0.0	0.0	0.0	0.0	0.0	0.0	0.0	0.0	0.0	0.0	0.0



REPORT NUMBER: P227441

CATALOG NUMBER: ISW-AF-600-LED-E1-RW-8030

CANDELA DISTRIBUTION (continued):

	0°	5°	15°	25°	35°	37.5°	40°	42.5°	45°	47.5°	50°
112.5°	0.0	0.0	0.0	0.0	0.0	0.0	0.0	0.0	0.0	0.0	0.0
115°	0.0	0.0	0.0	0.0	0.0	0.0	0.0	0.0	0.0	0.0	0.0
117.5°	0.0	0.0	0.0	0.0	0.0	0.0	0.0	0.0	0.0	0.0	0.0
120°	0.0	0.0	0.0	0.0	0.0	0.0	0.0	0.0	0.0	0.0	0.0
122.5°	0.0	0.0	0.0	0.0	0.0	0.0	0.0	0.0	0.0	0.0	0.0
125°	0.0	0.0	0.0	0.0	0.0	0.0	0.0	0.0	0.0	0.0	0.0
127.5°	0.0	0.0	0.0	0.0	0.0	0.0	0.0	0.0	0.0	0.0	0.0
130°	0.0	0.0	0.0	0.0	0.0	0.0	0.0	0.0	0.0	0.0	0.0
132.5°	0.0	0.0	0.0	0.0	0.0	0.0	0.0	0.0	0.0	0.0	0.0
135°	0.0	0.0	0.0	0.0	0.0	0.0	0.0	0.0	0.0	0.0	0.0
137.5°	0.0	0.0	0.0	0.0	0.0	0.0	0.0	0.0	0.0	0.0	0.0
140°	0.0	0.0	0.0	0.0	0.0	0.0	0.0	0.0	0.0	0.0	0.0
142.5°	0.0	0.0	0.0	0.0	0.0	0.0	0.0	0.0	0.0	0.0	0.0
145°	0.0	0.0	0.0	0.0	0.0	0.0	0.0	0.0	0.0	0.0	0.0
147.5°	0.0	0.0	0.0	0.0	0.0	0.0	0.0	0.0	0.0	0.0	0.0
150°	0.0	0.0	0.0	0.0	0.0	0.0	0.0	0.0	0.0	0.0	0.0
152.5°	0.0	0.0	0.0	0.0	0.0	0.0	0.0	0.0	0.0	0.0	0.0
155°	0.0	0.0	0.0	0.0	0.0	0.0	0.0	0.0	0.0	0.0	0.0
157.5°	0.0	0.0	0.0	0.0	0.0	0.0	0.0	0.0	0.0	0.0	0.0
160°	0.0	0.0	0.0	0.0	0.0	0.0	0.0	0.0	0.0	0.0	0.0
162.5°	0.0	0.0	0.0	0.0	0.0	0.0	0.0	0.0	0.0	0.0	0.0
165°	0.0	0.0	0.0	0.0	0.0	0.0	0.0	0.0	0.0	0.0	0.0
167.5°	0.0	0.0	0.0	0.0	0.0	0.0	0.0	0.0	0.0	0.0	0.0
170°	0.0	0.0	0.0	0.0	0.0	0.0	0.0	0.0	0.0	0.0	0.0
172.5°	0.0	0.0	0.0	0.0	0.0	0.0	0.0	0.0	0.0	0.0	0.0
175°	0.0	0.0	0.0	0.0	0.0	0.0	0.0	0.0	0.0	0.0	0.0
177.5°	0.0	0.0	0.0	0.0	0.0	0.0	0.0	0.0	0.0	0.0	0.0
180°	0.0	0.0	0.0	0.0	0.0	0.0	0.0	0.0	0.0	0.0	0.0



REPORT NUMBER: P227441

CATALOG NUMBER: ISW-AF-600-LED-E1-RW-8030

CANDELA DISTRIBUTION (continued):

	52.5°	55°	57.5°	60°	62.5°	65°	67.5°	70°	72.5°	75°	77.5°
0°	378.5	378.5	378.5	378.5	378.5	378.5	378.5	378.5	378.5	378.5	378.5
2.5°	377.5	378.9	377.0	378.9	375.5	378.5	376.0	378.9	376.5	378.9	376.0
5°	379.9	383.8	379.4	384.8	378.5	384.8	379.4	385.2	380.4	385.2	379.9
7.5°	383.8	390.6	384.8	391.5	383.8	392.5	385.2	393.5	386.2	394.0	385.7
10°	388.6	397.4	389.6	398.3	389.1	399.3	390.1	400.7	391.1	401.7	391.5
12.5°	393.0	404.1	395.4	407.0	396.9	409.0	398.3	411.9	400.3	414.3	401.2
15°	401.2	415.8	404.6	418.7	407.0	421.1	409.5	425.0	411.9	427.9	414.3
17.5°	411.9	427.9	416.3	430.3	417.7	433.2	420.6	436.1	423.0	439.5	424.5
20°	426.4	442.4	430.3	443.9	431.8	445.8	433.2	447.3	436.1	450.2	437.1
22.5°	442.9	457.9	444.8	458.4	444.8	457.9	445.8	458.4	447.3	460.3	448.7
25°	462.8	476.8	463.7	475.4	461.8	473.4	461.8	473.4	463.3	474.4	465.7
27.5°	490.4	501.1	487.5	497.7	483.1	493.3	481.2	491.4	481.7	491.4	482.6
30°	521.4	531.1	515.6	523.8	507.8	515.6	502.5	511.2	501.1	510.3	503.5
32.5°	555.3	563.1	547.6	554.4	537.9	544.7	530.6	536.4	527.7	533.5	529.2
35°	593.1	600.9	584.9	591.2	574.7	580.5	566.5	569.4	560.7	564.5	560.7
37.5°	638.2	645.0	626.6	632.4	614.4	621.7	604.8	607.7	597.0	599.4	591.7
40°	686.6	693.9	672.1	677.9	655.6	663.9	645.0	646.9	632.4	634.8	622.7
42.5°	739.0	745.8	718.6	723.5	697.3	706.0	683.7	687.6	670.2	672.6	657.1
45°	796.6	800.5	770.5	773.9	742.4	751.1	723.0	730.3	709.4	714.3	696.3
47.5°	850.4	858.2	825.2	828.1	794.2	799.6	767.1	776.8	754.5	761.8	740.0
50°	912.0	917.8	886.3	886.8	853.8	855.8	819.4	829.1	804.9	812.6	789.4
52.5°	975.0	978.8	944.9	948.3	915.9	919.2	882.9	886.8	858.7	865.5	842.7
55°	1036.0	1037.0	1008.9	1007.9	977.4	983.7	943.5	952.2	918.8	926.0	900.3
57.5°	1097.1	1100.5	1074.3	1075.3	1044.7	1049.1	1012.8	1019.1	987.6	996.3	964.3
60°	1161.5	1172.2	1146.5	1149.9	1120.8	1129.6	1085.5	1093.7	1059.3	1073.3	1038.9
62.5°	1202.7	1242.5	1237.6	1242.9	1215.3	1219.7	1174.1	1187.2	1146.0	1156.2	1120.8
65°	1124.2	1221.6	1271.0	1325.3	1326.8	1340.8	1296.7	1301.6	1260.4	1258.0	1216.3
67.5°	916.3	1036.5	1119.9	1231.3	1309.3	1384.4	1411.6	1418.4	1396.1	1372.3	1325.3
70°	552.9	684.2	806.8	938.1	1061.2	1196.4	1311.3	1390.7	1460.0	1456.6	1463.4
72.5°	218.5	327.6	409.5	532.6	654.7	804.4	931.4	1043.3	1162.5	1235.7	1330.7
75°	86.3	113.9	133.3	202.1	260.2	371.7	483.6	544.2	637.7	701.7	767.6
77.5°	62.0	67.8	68.8	80.0	84.3	116.8	136.7	157.5	177.4	190.0	187.5
80°	48.0	51.8	51.8	56.7	56.2	62.5	61.1	66.9	66.4	71.2	67.8
82.5°	35.9	38.3	38.3	42.2	42.2	46.0	45.1	48.9	47.5	50.9	47.5
85°	23.3	25.7	25.7	27.6	26.7	30.5	30.0	33.0	31.5	33.0	30.5
87.5°	13.1	14.5	15.0	16.5	15.0	17.9	17.4	18.9	17.4	18.9	17.9
90°	1.9	2.9	1.9	2.9	1.5	4.4	2.4	4.8	1.5	5.8	2.4
92.5°	0.0	0.0	0.0	0.0	0.0	0.0	0.0	0.0	0.0	0.0	0.0
95°	0.0	0.0	0.0	0.0	0.0	0.0	0.0	0.0	0.0	0.0	0.0
97.5°	0.0	0.0	0.0	0.0	0.0	0.0	0.0	0.0	0.0	0.0	0.0
100°	0.0	0.0	0.0	0.0	0.0	0.0	0.0	0.0	0.0	0.0	0.0
102.5°	0.0	0.0	0.0	0.0	0.0	0.0	0.0	0.0	0.0	0.0	0.0
105°	0.0	0.0	0.0	0.0	0.0	0.0	0.0	0.0	0.0	0.0	0.0
107.5°	0.0	0.0	0.0	0.0	0.0	0.0	0.0	0.0	0.0	0.0	0.0
110°	0.0	0.0	0.0	0.0	0.0	0.0	0.0	0.0	0.0	0.0	0.0



REPORT NUMBER: P227441

CATALOG NUMBER: ISW-AF-600-LED-E1-RW-8030

CANDELA DISTRIBUTION (continued):

	52.5°	55°	57.5°	60°	62.5°	65°	67.5°	70°	72.5°	75°	77.5°
112.5°	0.0	0.0	0.0	0.0	0.0	0.0	0.0	0.0	0.0	0.0	0.0
115°	0.0	0.0	0.0	0.0	0.0	0.0	0.0	0.0	0.0	0.0	0.0
117.5°	0.0	0.0	0.0	0.0	0.0	0.0	0.0	0.0	0.0	0.0	0.0
120°	0.0	0.0	0.0	0.0	0.0	0.0	0.0	0.0	0.0	0.0	0.0
122.5°	0.0	0.0	0.0	0.0	0.0	0.0	0.0	0.0	0.0	0.0	0.0
125°	0.0	0.0	0.0	0.0	0.0	0.0	0.0	0.0	0.0	0.0	0.0
127.5°	0.0	0.0	0.0	0.0	0.0	0.0	0.0	0.0	0.0	0.0	0.0
130°	0.0	0.0	0.0	0.0	0.0	0.0	0.0	0.0	0.0	0.0	0.0
132.5°	0.0	0.0	0.0	0.0	0.0	0.0	0.0	0.0	0.0	0.0	0.0
135°	0.0	0.0	0.0	0.0	0.0	0.0	0.0	0.0	0.0	0.0	0.0
137.5°	0.0	0.0	0.0	0.0	0.0	0.0	0.0	0.0	0.0	0.0	0.0
140°	0.0	0.0	0.0	0.0	0.0	0.0	0.0	0.0	0.0	0.0	0.0
142.5°	0.0	0.0	0.0	0.0	0.0	0.0	0.0	0.0	0.0	0.0	0.0
145°	0.0	0.0	0.0	0.0	0.0	0.0	0.0	0.0	0.0	0.0	0.0
147.5°	0.0	0.0	0.0	0.0	0.0	0.0	0.0	0.0	0.0	0.0	0.0
150°	0.0	0.0	0.0	0.0	0.0	0.0	0.0	0.0	0.0	0.0	0.0
152.5°	0.0	0.0	0.0	0.0	0.0	0.0	0.0	0.0	0.0	0.0	0.0
155°	0.0	0.0	0.0	0.0	0.0	0.0	0.0	0.0	0.0	0.0	0.0
157.5°	0.0	0.0	0.0	0.0	0.0	0.0	0.0	0.0	0.0	0.0	0.0
160°	0.0	0.0	0.0	0.0	0.0	0.0	0.0	0.0	0.0	0.0	0.0
162.5°	0.0	0.0	0.0	0.0	0.0	0.0	0.0	0.0	0.0	0.0	0.0
165°	0.0	0.0	0.0	0.0	0.0	0.0	0.0	0.0	0.0	0.0	0.0
167.5°	0.0	0.0	0.0	0.0	0.0	0.0	0.0	0.0	0.0	0.0	0.0
170°	0.0	0.0	0.0	0.0	0.0	0.0	0.0	0.0	0.0	0.0	0.0
172.5°	0.0	0.0	0.0	0.0	0.0	0.0	0.0	0.0	0.0	0.0	0.0
175°	0.0	0.0	0.0	0.0	0.0	0.0	0.0	0.0	0.0	0.0	0.0
177.5°	0.0	0.0	0.0	0.0	0.0	0.0	0.0	0.0	0.0	0.0	0.0
180°	0.0	0.0	0.0	0.0	0.0	0.0	0.0	0.0	0.0	0.0	0.0



REPORT NUMBER: P227441

CATALOG NUMBER: ISW-AF-600-LED-E1-RW-8030

CANDELA DISTRIBUTION (continued):

	80°	82.5°	85°	87.5°	90°
0°	378.5	378.5	378.5	378.5	378.5
2.5°	378.5	377.5	379.4	376.5	378.9
5°	385.2	380.9	386.2	380.9	385.7
7.5°	394.4	387.2	394.9	387.2	394.9
10°	403.2	391.1	403.7	392.0	404.1
12.5°	416.3	401.7	418.2	402.2	418.2
15°	430.8	414.3	432.7	414.8	433.7
17.5°	442.4	426.4	444.4	426.4	444.8
20°	452.1	439.5	454.5	439.5	456.0
22.5°	463.3	454.0	466.2	454.0	469.1
25°	477.8	471.5	481.2	472.5	483.1
27.5°	494.8	490.4	498.1	491.8	500.1
30°	514.6	513.2	517.0	514.1	519.0
32.5°	536.9	540.3	540.3	540.3	542.2
35°	569.4	572.3	572.3	573.3	573.7
37.5°	600.4	605.2	604.8	606.2	606.2
40°	632.9	639.2	639.2	639.2	640.1
42.5°	668.7	675.5	676.5	673.6	675.5
45°	708.9	711.4	713.8	712.3	715.7
47.5°	752.1	754.5	756.4	754.5	759.8
50°	802.9	802.5	807.8	802.5	810.2
52.5°	856.2	860.6	864.0	858.7	864.0
55°	916.3	914.9	926.0	918.8	926.0
57.5°	982.2	982.2	993.4	986.6	994.8
60°	1060.3	1054.0	1069.5	1058.3	1069.5
62.5°	1139.2	1128.1	1145.5	1135.9	1150.4
65°	1230.3	1214.4	1230.8	1218.2	1231.3
67.5°	1322.4	1304.0	1309.3	1303.0	1310.3
70°	1440.6	1438.2	1431.9	1450.3	1434.4
72.5°	1315.6	1343.7	1321.0	1365.1	1335.0
75°	808.3	860.1	888.7	933.8	926.5
77.5°	191.4	170.1	187.5	168.1	189.5
80°	70.7	64.4	67.4	58.6	65.4
82.5°	48.5	42.2	40.7	32.5	34.9
85°	31.0	25.2	23.3	19.4	21.3
87.5°	18.4	14.1	13.1	11.1	11.6
90°	5.3	1.9	3.9	1.0	3.4
92.5°	0.0	0.0	0.0	0.0	0.0
95°	0.0	0.0	0.0	0.0	0.0
97.5°	0.0	0.0	0.0	0.0	0.0
100°	0.0	0.0	0.0	0.0	0.0
102.5°	0.0	0.0	0.0	0.0	0.0
105°	0.0	0.0	0.0	0.0	0.0
107.5°	0.0	0.0	0.0	0.0	0.0
110°	0.0	0.0	0.0	0.0	0.0



REPORT NUMBER: P227441

CATALOG NUMBER: ISW-AF-600-LED-E1-RW-8030

CANDELA DISTRIBUTION (continued):

	80°	82.5°	85°	87.5°	90°
112.5°	0.0	0.0	0.0	0.0	0.0
115°	0.0	0.0	0.0	0.0	0.0
117.5°	0.0	0.0	0.0	0.0	0.0
120°	0.0	0.0	0.0	0.0	0.0
122.5°	0.0	0.0	0.0	0.0	0.0
125°	0.0	0.0	0.0	0.0	0.0
127.5°	0.0	0.0	0.0	0.0	0.0
130°	0.0	0.0	0.0	0.0	0.0
132.5°	0.0	0.0	0.0	0.0	0.0
135°	0.0	0.0	0.0	0.0	0.0
137.5°	0.0	0.0	0.0	0.0	0.0
140°	0.0	0.0	0.0	0.0	0.0
142.5°	0.0	0.0	0.0	0.0	0.0
145°	0.0	0.0	0.0	0.0	0.0
147.5°	0.0	0.0	0.0	0.0	0.0
150°	0.0	0.0	0.0	0.0	0.0
152.5°	0.0	0.0	0.0	0.0	0.0
155°	0.0	0.0	0.0	0.0	0.0
157.5°	0.0	0.0	0.0	0.0	0.0
160°	0.0	0.0	0.0	0.0	0.0
162.5°	0.0	0.0	0.0	0.0	0.0
165°	0.0	0.0	0.0	0.0	0.0
167.5°	0.0	0.0	0.0	0.0	0.0
170°	0.0	0.0	0.0	0.0	0.0
172.5°	0.0	0.0	0.0	0.0	0.0
175°	0.0	0.0	0.0	0.0	0.0
177.5°	0.0	0.0	0.0	0.0	0.0
180°	0.0	0.0	0.0	0.0	0.0

(END OF REPORT)